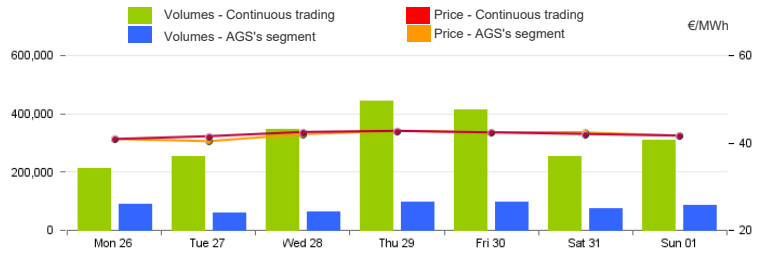


Spot Gas Market (MP-GAS)

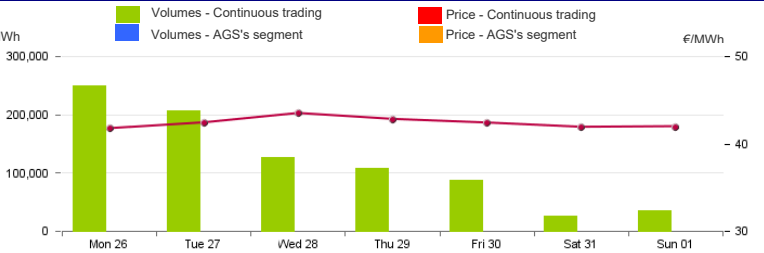
Day-Ahead Gas Market (MGP-GAS)

	Price. €/MWh				Volumes. MWh			
	Average	Var	Min	Max	Total	Var	Daily Products	WE Product
Continuous trading	41.52	+4.7%	38.75	43.30	2,231,760	+59.8%	1,952,640	279,120
	Price. €/MWh				Volumes. MWh			
	Average	Var	Min	Max	Total	Var	Purchases SRG	Sales SRG
AGS's segment	41.68	+3.6%	40.29	42.69	570,624	+90.6%	570,624	



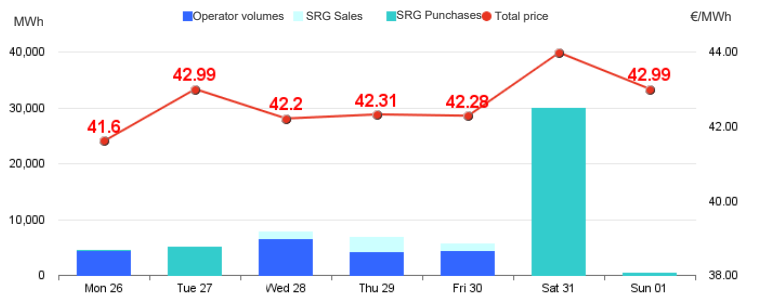
Intra-Day Gas Market (MI-GAS)

	Price. €/MWh				Volumes. MWh			
	Average	Var	Min	Max	Total	Var	Purchases SRG	Sales SRG
Continuous trading	42.39	+7.0%	40.70	44.10	837,816	+94.9%		
	Price. €/MWh				Volumes. MWh			
	Average	Var	Min	Max	Total	Var	Purchases SRG	Sales SRG
AGS's segment	-	-	-	-	-	-	-	-



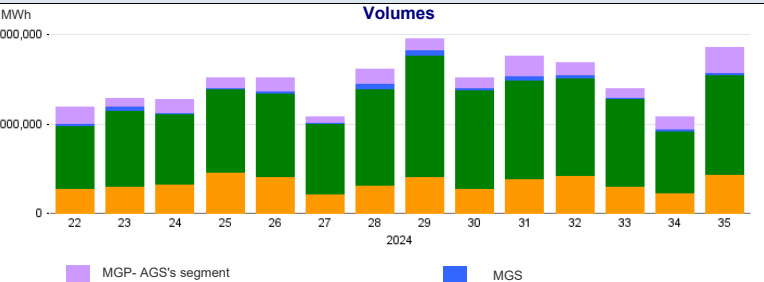
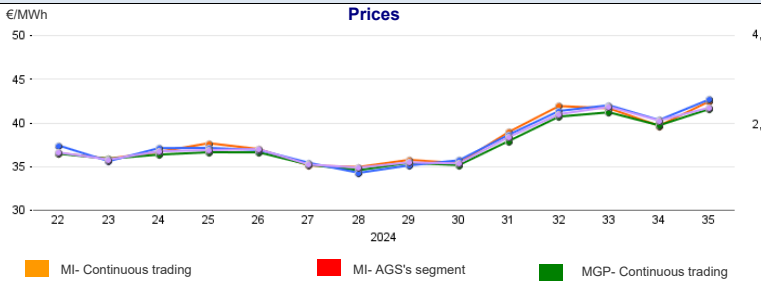
Market for the trading of gas stored (MGS-GAS)

Week	Storage	35	34
Price. (1) €/MWh	Stogit	42.62	40.27
	Edison Stoccaggio	-	-
	Total	42.62	40.27
Volumes. MWh	Stogit	60,250	34,242
	Edison Stoccaggio	-	-
	Total	60,250	34,242
SRG Activity. MWh	Purchases	35,608	11,554
	Balancing (2)	35,608	11,554
	Other purposes (3)	-	-
	Sales	5,439	6,214
	Balancing (2)	5,439	6,214
Other purposes (3)	-	-	



1) The Total price is calculated as a weighted average price for the total volumes exchanged in each storage system.
2) To securely manage any expected deviations between overall network injections and withdrawals pursuant to Art. 2.5 of Annex A, AEEGSI's Resolution 312/2016/R/gas
3) Stored gas trades by Snam Rete Gas (SRG) not included in "Balancing"

Weekly evolution



Forward Gas Market (MT-GAS)

Products	Market				OTC		Total		Open interest*			
	Minimum Price	Maximum Price	Check Price*	Trades	Volumes	Registrations	Volumes	Volumes	change %	MWh/d	MWh	
	€/MWh	€/MWh	€/MWh	change %	N.	MWh/d	N.	MWh/d	MWh/d	change %	MWh/d	MWh
BoM-2024-08	-	-	38.34	-0.3%	-	-	-	-	-	-	-	-
M-2024-09	-	-	41.09	0.0%	-	-	-	-	-	-	-	-
M-2024-10	-	-	41.81	0.0%	-	-	-	-	-	-	-	-
M-2024-11	-	-	43.31	0.0%	-	-	-	-	-	-	-	-
Q-2024-04	-	-	43.23	4.9%	-	-	-	-	-	-	-	-
Q-2025-01	-	-	43.68	0.0%	-	-	-	-	-	-	-	-
Q-2025-02	-	-	42.13	0.0%	-	-	-	-	-	-	-	-
Q-2025-03	-	-	37.45	0.0%	-	-	-	-	-	-	-	-
WS-2024/2025	-	-	43.42	0.0%	-	-	-	-	-	-	-	-
SS-2025	-	-	37.75	0.0%	-	-	-	-	-	-	-	-
CY-2025	-	-	38.59	0.0%	-	-	-	-	-	-	-	-
M-2024-12	-	-	43.37	-	-	-	-	-	-	-	-	-
BoM-2024-09	-	-	40.85	-	-	-	-	-	-	-	-	-
Total											0	0